



About VGC's Online Placement Test

- There are two parts, a Grammar test (30 minutes) and a Verbal test (15 minutes)
- You must take your test by Thursday to start your classes the following Monday
- Your Grammar test results will be sent to your registered email
- Your Verbal test results will be sent to your agent or VGC marketer by email within 24 hours, except on weekends and Canadian Holidays

Recommended browsers

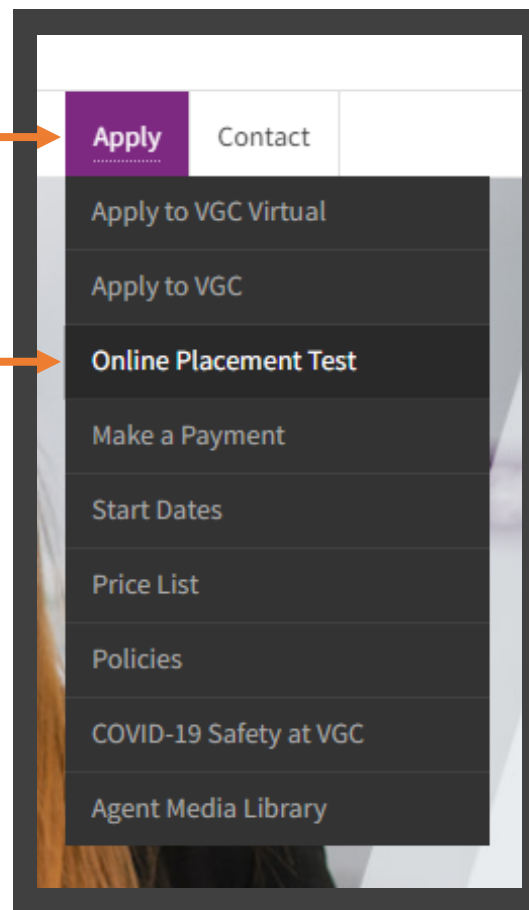
- Chrome and Firefox for PC or Mac
- Chrome for Android phones and tablets

Important

- Make sure you have a stable internet connection and a working camera and microphone
- **DO NOT** create multiple accounts
- If you have any issues, please email marketing@vgc.ca



- 1 Go to www.vgc.ca
- 2 Click Apply
- 3 Select Online Placement Test





STEP 2 – REGISTER AN ACCOUNT

1 Click “Register”

LOGIN REGISTER

2 Complete the form

Select one course for Program of Intent:

- Express English
- Global English
- IELTS
- Business Diploma
- Diploma in Applied Communications
- Business Certificate
- University Pathway
- TESL Certificate
- TESL Diploma

If you have an agent, please mark “Yes”

Your email:*

Your first name:*

Your last name:*

Nationality:*
Select a Nationality ▾

Program of Intent*
Select a Program ▾


Do you have an agent?
 Yes No

Agency Name:

Agency City:

Set your password*

Set and confirm your password.

I'm not a robot 
reCAPTCHA
Privacy · Terms

Confirm you are a human.

3 Submit

Register



1 If you have successfully registered, you will see a **green** message

2 Next click Login and enter your account details

3 Submit

The screenshot displays the VIGC login interface. At the top, there are two buttons: 'LOGIN' (white) and 'REGISTER' (purple). Below them is a green message box that reads: 'Registration Successful! You can now log in with your email and the password you just set.' Below the message box, there are two buttons: 'LOGIN' (purple) and 'REGISTER' (white). An orange arrow points from the text 'Next click Login and enter your account details' to the purple 'LOGIN' button. Below the buttons are two input fields: 'Username or Email Address' and 'Password'. Below the password field is a checkbox labeled 'Remember Me'. At the bottom right, there is a purple 'LOG IN' button. An orange arrow points from the text 'Submit' to this 'LOG IN' button. At the bottom left, there is a white button with a purple border labeled 'LOST PASSWORD'.



The screenshot shows a web interface titled "Student Dashboard" with a breadcrumb trail "Home > Student Dashboard". A greeting "Hello" is on the left, and a "LOGOUT" button is on the right. A progress bar at the top indicates four steps: Step 1 (Account Details), Step 2 (Grammar Evaluation), Step 3 (Verbal Evaluation), and Final Step (Application). Step 1 is completed with a green checkmark and has an "UPDATE ACCOUNT DETAILS" button. Step 2 is the current step, with a message: "You have not taken the written evaluation yet. Click the button below to take the written evaluation." and a "TAKE GRAMMAR EVALUATION" button. Step 3 has a message: "You must complete the Grammar Evaluation before the Verbal Evaluation." The Final Step shows a score of "0".

To start your test, select
"Take Grammar Evaluation"



STEP 5 – TAKE THE GRAMMAR TEST

1 Complete the form

Online Placement Test

Your email:

Your full name:

Nationality:

Agency name(if applicable):

TAKE THE PLACEMENT TEST!

This quiz must be completed in 30 minutes.

2 Click “Take Placement Test”

NOTE:

- The test takes 30 minutes to complete
- Only the first attempt is graded
- You will receive your results in an email

Results

Congratulations, You have completed VGC's Online Grammar Evaluation.

You scored 17 correct out of 65 questions.

Based on your results, you might be able to join Level 2 - Beginner.

Next Step: You **MUST** complete your verbal evaluation

TAKE VERBAL EVALUATION

3 When you are done, click “Take Verbal Evaluation”






Online Verbal Speaking Test

1. Start Quiz
2. Example Question
3. Question 1 [15s time limit]
4. Question 2 [60s time limit]
5. Question 3 [60s time limit]
6. Question 4 [60s time limit]
7. Question 5 [60s time limit]
8. Question 6 [60s time limit]
9. Question 7 [60s time limit]
10. Confirmation

Before You Begin

Please click all three steps below to **test your microphone, camera, and internet connection**. You will not be able to advance into the quiz until you have tested all three elements.

This test is 15 minutes long. Your results will be sent to you by email.

- ✓ [Step 1: Test Your Microphone](#) 
- ✓ [Step 2: Test Your Camera](#) 
- ✓ [Step 3: Test Your Connection](#) 

Now you are ready!

Click "Start Verbal Evaluation" below in order to start a practice question, then the test.

START VERBAL EVALUATION

1

2

Check your microphone, camera, and connection by clicking each option until it's green. Then start your test.



Online Verbal Speaking Test

Home > Online Verbal Speaking Test

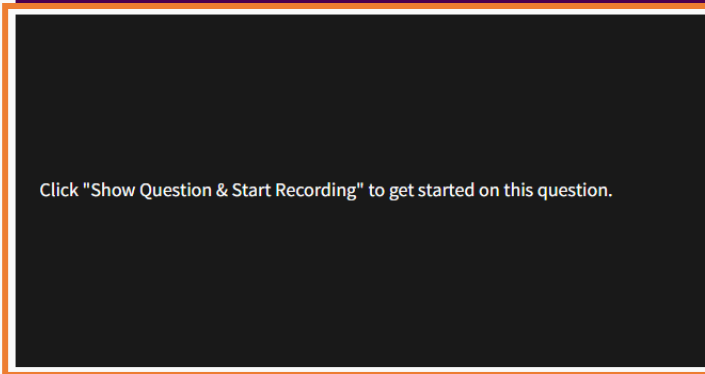
- ✓ 1. Start Quiz
- 2. Example Question
- 3. Question 1 [15s time limit]
- 4. Question 2 [60s time limit]
- 5. Question 3 [60s time limit]
- 6. Question 4 [60s time limit]
- 7. Question 5 [60s time limit]
- 8. Question 6 [60s time limit]
- 9. Question 7 [60s time limit]
- 10. Confirmation

View question list and timing

Your question will appear here when you start recording.

Questions

10s limit for this question.



Video being recorded

This is an example question, so that you can understand the process of the Verbal Evaluation. After you click "Show Question & Start Recording, your question will appear at the top of the screen, your camera and mic will begin recording, and the timer will start the count down. After the count down is complete you will be able to upload your response and advance to the next question.

↓

🔊 Change Mic 📷 Change Camera

Click to show question or submit your answers

SHOW QUESTION & START RECORDING



Congratulations, you've finished the verbal evaluation!

Your submissions have been uploaded.

Once your submissions have been graded, you will receive an email notification at the account you registered with.

You can also review the status of your submissions at any time on the student dashboard.

If you have any questions or issues in the Online Verbal Speaking Test, please contact us.

[STUDENT DASHBOARD](#)

[CONTACT US](#)

If you are registering for Express English, please click the button below to pay for your program:

[Make a Payment](#)

Congratulations!

Your results will be sent to your agent or VGC marketer within 24 hours, except for weekends and Canadian holidays